



Doosan Infracore
Construction Equipment

DL200

Engine Power : SAE J1995, gross 107 kW (143 HP)@ 2,100 rpm

SAE J1349, net 102 kW (137 HP)@ 2,100 rpm

Operational Weight : 11,300kg (24,912 lb) - STD.

Bucket capacity(SAE) : 1.8 ~ 2.0m³(2.35~2.62 cu.yd)



Photo may include optional equipment

Wheel loader : DOOSAN DL200

A Powerful Wheel loader with Novel Features

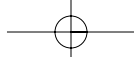


DL 200

The new DL200 wheel loader has all the advantages of the previous model, and now offers additional added value to the operator.



The new DL200 was developed with the concept of “providing optimum value to the end user.” In concrete terms, this translates, into :

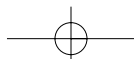


Increased production due to the use of a new generation "Common Rail" engine and the excellent synchronisation of the drive train with the hydraulics system.

Improved ergonomics, increased comfort and excellent all round visibility ensuring safe and pleasant working conditions.

Improved reliability through the use of higher performance new materials, the development of new computer-assisted structural design techniques and by intensive and systematic test programs. All of these combine to increase the life of vital components and reduce operating costs.

Reduced maintenance increases the availability of the loader and reduces operating costs.



PERFORMANCE


Perfect integration of power and intelligence.

When exceptional power is combined with the very best workmanship, the wheel loader reaches the peak of its performance.

The DL200 loader gives you outstanding productivity. The reason is, on the one hand, the impressive digging power allows the hardest materials to be tackled and, and on the other, high tractive power enables easy penetration.

With a powerful hydraulic system, the operator can work quickly and powerfully.

At the heart of the loader is the new DOOSAN DLo6 "Common Rail" engine.




DOOSAN DLo6 "Common Rail" engine

The engine features excellent power and torque characteristics. With 4 valves per cylinder and electronic control, combustion is optimised and reduced emissions minimize pollution. Increased torque and a generous torque reserve allow efficient use of power by the hydraulic system.

High torque means high manoeuvrability of the loader when moving.

The engine has two modes of operation: "power" or "economy".



Automatic transmission

The transmission is particularly smooth and the gear ratios are optimised.

There are no shocks, resulting in an appreciable level of comfort for the operator. The traction force is optimum under all working conditions.

The combination of these characteristics enables the loader to maintain high speed under all conditions and favours penetration and thus optimum bucket filling at each cycle.

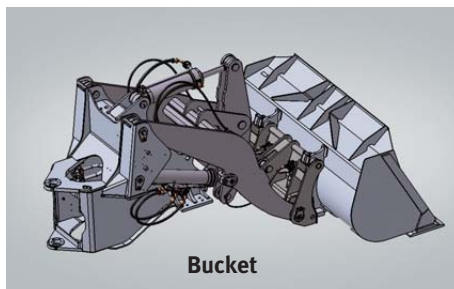
The transmission has three modes of operation:

- Manual
- Automatic (automatic shift for all gears)
- Semi - Automatic (automatic with a "kick down" for first gear)

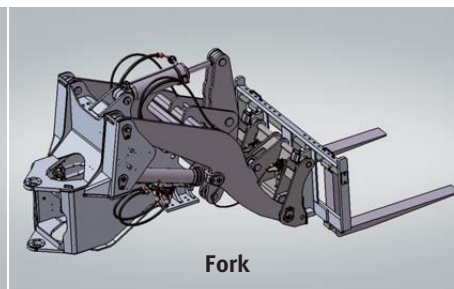
DOOSAN Infracore is aware of the importance of protecting the environment.

Ecology was uppermost in the minds of the research workers right from the start of the design of the new machines. The new challenge for the engineers is to combine the protection of nature with equipment performance. DOOSAN has been investing heavily to this end.

The new DOOSAN DLo6 engine respects and protects the environment, limiting all types of toxic emissions.




Bucket



Fork

Quick coupler configurations (option)


General-purpose buckets or pallet fork are available in coupler configurations more easily and quickly.



High Lift

As High Lift is equipped besides Standard Lift, customers have further options.

DL 200




Limited slip differential (option)

The machine's axles are fitted with limited slip differentials at the front and rear. This automatically ensures the maximum tractive effort and easy driving over soft and muddy ground. It also reduces the risk of skidding and, at the same time, prevents excessive tyre wear.



Z kinetics

The Z lifting geometry is very robust and especially designed for heavy loads. Few moving parts, reduced loads, simplicity, ... everything contributes to good loader stability. This geometry enables very rapid bucket movements and ensures correct angle positioning in all situations. The rapid bucket dump capability makes it easier to unload adhesive materials.



Load stabilizer (option)

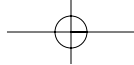
This system is ideal for all loading and movement situations and increases driver productivity and comfort. It also minimises the amount of material spilt during travelling.



Hydraulic Power Steering

The newly designed steering system ensures smooth steering even in the low engine speed ranges.

- Steering control valve



COMFORT

A perfect workspace has been created for you.

The work rate of the wheel loader is directly linked to the performance of its operator.

DOOSAN designed the DL200 by putting the operator at the centre of their development goals.

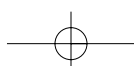
More space, better visibility, air conditioning, a very comfortable seat, sufficient storage space...

All these elements ensure that the operator can work for hours in excellent conditions.




Visibility

Visibility has been improved in all directions and the size of the cab has been increased.




DL200

**Air conditioning**

The high performance air conditioning system provides an air flow which is adjusted and electronically controlled according to the conditions. A double air filter protects the operator's environment. The comfort is comparable to that of a new car.

**Steering column**

The steering column features both tilting and telescopic functions.

**Arm rest**

Correct positioning with clear controls makes the operator's task easier.

**Control levers (option)**

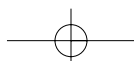
The control levers are very precise. Different options are available to match what the operator is accustomed to as well as an optional auxiliary lever.

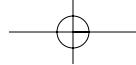
**Lateral console**

The control console is thoughtfully placed to the right of the operator. Provision is provided to fit switches for additional equipment if required.

**Central indicator panel**

A high visibility indicator panel allows the operator to check essential loader functions.

**Sunvisor & Room mirror(Std.)**



MAINTENANCE

Short, simple maintenance operations at long intervals increase the availability of the equipment on site. DOOSAN has developed the DL200 with a view to high profitability for its user. A detailed design of each detail guarantees optimum reliability and reduced maintenance costs.



Hydraulic circuit return filter

The hydraulic circuit return filter, made of glass fiber, eliminates up to 99.5% of foreign substances. It effectively protects the hydraulic circuit and extends service intervals.



Central joints

The central joints of the machine are particularly robust. The attachment points are positioned to withstand bending and torsion forces. A large amount of space has been left to allow easy access to internal components.



Transmission filter

The transmission filter is easy to reach and can, like all other maintenance components, be checked from ground level.



Air cleaner

The forced air cleaner removes 99.9% of particles. It is preceded by a high capacity pre-filter. The cleaning and cartridge replacement intervals are very long.



Reversible fan

The radiator fan has a reversible flow capability to make cleaning of the coolers easier when the machine is operating in dusty environments.



Brake & Pilot Filter

The pilot filter is easy to replace and a clogged filter warning system has been added for extra protection.



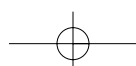
Greasing Lubrication Ports

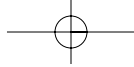
The front pins can be lubricated from the outside of the machine without crawling under the machine or in awkward positions through the lubrication ports.



Convenient Transmission Oil Filling

The oil filler pipe is located near the articulation joint for easy access.






DL200



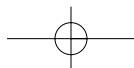
Hydraulic pressure check points
The pressure test points are grouped together. (Main pressure, steering, braking etc).

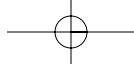


Transmission diagnostics
The transmission and engine can be diagnosed using a laptop computer to interface with the diagnostic system.



Engine oil and coolant drains
Drains are installed in very accessible places to facilitate emptying without the risk of polluting the environment.







RELIABILITY

DL200


Because the operator knows that the DOOSAN loader is a tough, reliable, product with large power reserves, it can be relied on to work for long periods.

For DOOSAN, reliability means above all durability, availability, accessibility and simplicity.



Special attention was given to the design and manufacture of structural components.


To ensure long lifetime for the main structures, DOOSAN has used finite element techniques. All the structural components such as the chassis, the joints and the lifting arm have been designed using this method. After modelling, they are subjected to intensive laboratory and field testing where extreme conditions are simulated and tested. Statistical data is established in order to constantly increase the level of reliability.



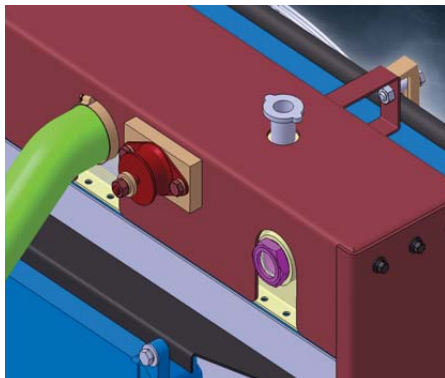
Reinforced bucket
The bottom of the bucket are reinforced.




Radiator grill
The radiator grill is made from reinforced steel for increased shock resistance.



ORFS
To ensure perfect oil tightness, all ports, even the low pressure ports which are used for the pilot lines, are ORFS type.



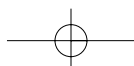
Radiators mounted on rubber mounts
The aluminium radiators are mounted on rubber mounts to effectively withstand vibrations.

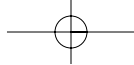


Front combination lamp
With the application of high-grade Hella products, the lamp life has extended much more.



Rear combination lamp
A semi-permanent lamp life has been secured with the application of LED-type stop and position lamps.





STANDARD AND OPTIONAL EQUIPMENT

* STANDARD EQUIPMENT

■ Engine

- Three stage air cleaner with cyclone precleaner, inner filter, and external filter restriction indicator as at the dashboard
- Fuel filter with water separator
- Fuel filter
- Hydraulically driven fan with bi-direction flow for core cleaning
- External drains for engine oil and coolant changes
- Engine power Mode selector switch (Standard / Economy mode)
- Self-diagnosis function

■ Lifting and Hydraulic system

- Robust Z bar lifting system
- General purpose bucket 1.9 m³ (SAE,heaped)
- Mono control lever
- Hydraulic control valve with two sections
- Automatic boom kick out
- Automatic bucket return to dig.
- Fast couplers for hydraulic check

■ Steering system

- Load sensing orbitrol type steering control, full hydraulic, power steering

■ External equipments

- Lifting hooks
- Articulation lock in the transport position
- Towing hitch
- Tool compartment
- Wheel chocks
- Semi-fender

■ Electric System

- Alternator 60A / 24V
- Working lights: 2 at the front and 4 at the rear (6 x 70 W)
- Driving lights: low and high beams
- Tail indicators, stop, reversing lights
- Reversing alarm

■ Loader Linkage

- Z-bar loader linkage

■ Drive line and Brake system

- Transmission which can be declutched when braking
- Transmission with self diagnosis and monitoring indicator, plus electronic plug for fast adjustment
- Transmission Mode selector switch (Manual / Auto 1 4 / Auto 2 4)
- Starting safety system
- Travel direction and kickdown selection lever at left of the steering wheel and on the joystick
- Dual brake circuits with accumulator
- Tyres 20.5-25-12PR(L2)
- Dual service brake pedals
- Parking brake on front axle, spring applied hydraulic release

■ Cab

- Air-conditioning / heating with recirculation function
- Double Filtered air cab
- Mechanical seat with 2" safety belt & telescopic)
- Compartment for cans
- Floor mat
- Tinted glasses
- Left sliding window
- Front and rear wiper
- Front and rear washers
- Sun visor
- Interior cab light
- Interior rear view mirror (2)
- Heated Exterior rear view mirrors (2)
- Machine monitoring (condition, control & maintenance indicators in front of the driver by dials, gauges and lamps)
- Switches for the general functions in the right console
- Electrical horn
- Cigarette lighter
- 12 Volt power socket
- Cup holder
- Compartment for shoes
- Radio antenna built into rear window
- Speakers & connection for radio
- ROPS cabin (Rollover Protective Structure); ROPS meets the following criteria: SAE J 394, SAE 1040, ISO 3471
- FOPS cabin (Falling Objects Protective Structure); FOPS meets the following criteria: SAE J 231, ISO 3449

* OPTIONAL EQUIPMENT

Some of these optional equipments may be standard in some markets. Some of these optional equipments cannot be available on some markets.

You must check with the local DOOSAN dealer to know about the availability or to release the adaptation following the needs of the application.

■ Ground Engaging Tools

- Various types of buckets, fork palette, timber grapples and accessories

■ Tyres

- L2, L3, L5 following various types of manufacturers

■ Lifting and Hydraulic system

- Hydraulic control valve with 3 sections
- FNR mono lever with 3rd function lever for third section
- Two hydraulic levers for 2 sections with FNR function
- Three hydraulic levers for 3 sections with FNR function
- Hydraulically driven fan with adjustable speed proportional to fluid temperature
- Load isolation system (LIS)

■ Electric system

- Rotating beacon
- Fuel heater

■ Cab

- Rear camera (CCTV) and monitor
- CD MP3 player

■ Various

- Tool Kit

■ External equipments

- Full fenders
- Lower protection plates
- Boom float kick-out
- Additional counter weight

■ Steering system

- Emergency steering pump driven by electric motor

■ Driven line and Brake system

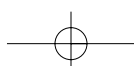
- Limited slip differentials on front and rear axles

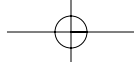
■ Loader Linkage

- Parallel linkage (Tool carrier)
- Z-bar high lift loader linkage

■ Bucket and Attachments

- Bolt-on teeth (BOT)
1.8m³ (2.4 cu.yd.), 1.9m³ (2.5 cu.yd.)
- Bolt-on cutting edge (BOC)
1.9m³ (2.5 cu.yd.), 2.0m³ (2.6 cu.yd.)
- Quick coupler and Hook-on bucket
1.9m³ (BOT, 2.5 cu.yd.), 2.0m³ (BOC, 2.6 cu.yd.)
- Quick coupler and Hook-on pallet fork
Tine length : 1,260mm (4'2")





TECHNICAL SPECIFICATIONS

* ENGINE

• Model

Doosan DLo6
 "Common Rail" engine with direct fuel injection and electronic control, 4 valves per cylinder, vertical injectors, water cooled, turbo compressor and air-air cooling of the intake air. The emission levels are well below the values required for Phase III. Two modes available: normal and economy.

• Number of cylinders

6

• Rated power

107 kW(143 HP) @ 2,100 rpm (SAE J1995, gross)
 102 kW(137 HP) @ 2,100 rpm (SAE J1349, net)

• Maximum power

118 kW(158 HP) @ 1,800 rpm (SAE J1995, gross)
 113 kW(152 HP) @ 1,800 rpm (SAE J1349, net)

• Maximum torque

70 kgf.m (686 Nm) at 1,400 rpm

• Piston displacement

5,900 cc (360 cu.in)

• Bore & stroke

100 mm x 125 mm (3.9" X 4.9")

• Starter

24 V / 4.5 kW

• Batteries

2 x 12 V / 100 Ah

• Air cleaner

Double element and pre-filtered with auto dust evacuation.

• Cooling

The hydraulic motor fan direction is reversible to facilitate cleaning.

The speed of rotation is automatically adjusted according to the temperature conditions encountered.(option)

* TRANSMISSION

The "Power Shift" transmission can be used in manual mode, fully automatic or semi-automatic with the "kick down" function.

This transmission is based on components of excellent reputation. It is equipped with a modulation system designed to protect it and ensure smooth gear and direction changes.

A manual transmission control lever is located to the left of the operator. In automatic or semi-automatic mode a change of direction function is also available.

The transmission can be disengaged by the brake pedal to make all the engine power available for the hydraulics. A safety device prevents the engine being started if the transmission is not in neutral. The transmission can be tested and adjusted with special equipment. A computer can be connected to monitor the history of its operation.

• Gearbox

ZF 4 WG 160

• Torque converter

Simple stage / mono phase

• Movement speed, kph

Forward: 6.6 - 12.1 - 22.6 - 35 (1 - 2 - 3 - 4)

Reverse: 7.2 - 13.0 - 25.0 (1 - 2 - 3)

• Maximum traction

11.6 tonnes

* LIFTING SYSTEM

The type Z lifting system has a simple lifting piston system and is designed for the toughest jobs. The breakout force of 10.5 tonnes combines with a Bucket angle that is well maintained throughout the range of movement. The bucket angles are optimised in the travelling position and at ground level.

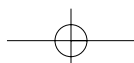
The load isolation system (LIS) is fitted as option. It increases operator comfort and improves output.

• Lifting cylinders (2)

Bore x stroke: 120 mm x 798 mm(4.7" x 2'7")

• Bucket cylinders (1)

Bore x stroke: 140 mm x 495 mm(5.5" x 1'7")



* AXLES

• Model DANA

The front and rear drive axles are fully suspended and hermetically sealed final drives and wet disc brakes.

A traction power of 11.6 tonnes allows inclines with a slope of 58% to be tackled.

• LSD differential (front and rear)- option

45%

• Oscillation angle

+/- 11°

• Brakes

Dual multi-disc circuit.

The braking system is activated by a pump and accumulator circuits.

The parking brake consists of a disc mounted on the front axle applied by a spring and released hydraulically.

* HYDRAULIC SYSTEM

The hydraulic system consists of gear type pump with steel case and automatic wear compensation.

Automatic functions for positioning the bucket for digging as well as stopping the boom at the desired height position are standard.

A simple levelling function is also available as standard.

The hydraulic control valve has a third port for powering an auxiliary hydraulic function.

• Main pumps

Triple gear pump

• Maximum flow

88 / 88 / 32 ℓ / min (23.2 / 23.2 / 8.5 gal/min)

• Operating pressure

204 kgf/cm² (200 bar)

• Pilot system

Automatic functions for positioning the bucket for digging as well as for stopping the boom at the desired height position are standard.

A simple levelling function is also standard.

• Filters

In the oil return to the tank, the glass fibre filter has a filtering capability of 10 micron.

• Loading cycle

Lifting speed (loaded)	5.8 seconds
Dumping speed (loaded)	1.1 seconds
Lowering speed (empty)	4.1 seconds

* CAB

The modular cab gives excellent visibility in all directions.

The driving position provides an excellent view of the bucket, the tyres and the loading area.

The ventilation is optimum. The air conditioning and heating are controlled by pushbuttons with an air recirculation function.

A double cab air filter is installed in the cab and a slight overpressure effectively protects the operator in dusty and polluted environments.

The cab is mounted on viscous suspension mounts for maximum comfort.

The cab is spacious and has generous amounts of storage.

All information necessary for operating the machine is displayed in front of the operator. The control functions are centralised on a console on the right.

Seat and arm rests are adjustable according to the operator.

The same applies for the steering column.

• Number of doors

1

• Emergency exits

2

• Standards

ROPS ISO 3471 and FOPS: ISO 3449

• Guaranteed external noise level (2000/14/EC)

104 dB(A)

• Sound level in cab. (ISO 6396)

73 dB(A)

* STEERING SYSTEM

The steering system is electro-hydraulic load sensitive type.

• Steering angle

40°

• Oil flow

88 ℓ / min (23.2 US gpm, 19.4 Imp gpm)

• Operating pressure

179 kgf/cm² (175 bar)

• Steering cylinders (2)

Bore x stroke: 70 mm x 370 mm (2.8" x 1'3")

Emergency steering system with hydraulic pump driven by an electric motor.

• Refill capacities

Fuel tank: 243 ℓ (64.2 US gal, 53.5 Imp gal)

Cooling system: 40 ℓ (10.6 US gal, 8.8 Imp gal)

Engine oil: 27 ℓ (7.1 US gal, 5.9 Imp gal)

Front axle: 19.4 ℓ (5.1 US gal, 4.3 Imp gal)

Rear axle: 18.4 ℓ (4.9 US gal, 4.0 Imp gal)

Gearbox and converter: 30 ℓ (7.9 US gal, 6.6 Imp gal)

Hydraulic system: 115 ℓ (30.4 US gal, 25.3 Imp gal)

OPERATIONAL DATA

DL200 Bucket

Loader type		Z-bar (DL200)						High Lift
Bucket mount		PIN ON	PIN ON	PIN ON	PIN ON	QC ON	QC ON	PIN ON
Configuration	Unit	Teeth (BOT)	Teeth(std.) (BOT)	Bolt-on edges (BOC)	Bolt-on edges (BOC)	Teeth (BOT)	Bolt-on edges (BOC)	Bolt-on edges (BOC)
Capacity heaped ISO/SAE	m ³	1.8	1.9	1.9	2.0	1.9	2.0	2.0
	yd ³	2.4	2.5	2.5	2.6	2.5	2.6	2.6
Bucket width	mm	2,470	2,550	2,470	2,550	2,550	2,550	2,550
	ft in	8'1"	8'4"	8'1"	8'4"	8'4"	8'4"	8'4"
Breakout force	ton	10.5	10.5	10.5	10.5	10.5	10.5	10.0
	lbf	23,149	23,149	23,149	23,149	23,149	23,149	22,046
Static tipping load (at straight)	kgf	8,635	8,870	8,554	8,786	8,461	8,380	7,618
	lb	19,037	19,555	18,858	19,370	18,653	18,475	16,795
Static tipping load (at 40°)	kgf	7,354	7,560	7,283	7,487	7,200	7,139	6,650
	lb	16,213	16,667	16,056	16,506	15,873	15,739	14,661
Dump height (at 45°) ¹⁾ (at fully raised)	mm	2,730	2,730	2,800	2,800	2,619	2,686	3,140
	ft in	8'11"	8'11"	9'2"	9'5"	8'7"	8'9"	10'3"
Dump reach (at 45°) ¹⁾ (at fully raised)	mm	1,110	1,000	1,050	940	1,099	1,035	1,000
	ft in	3'8"	3'3"	3'5"	3'1"	3'7"	3'4"	3'3"
Digging depth	mm	70	90	70	90	90	90	250
	ft in	3"	4"	3"	4"	4"	4"	9"
Height at bucket pivot point	mm	3,765	3,830	3,765	3,830	3,830	3,830	4,184
	ft in	12'4"	12'7"	12'4"	12'7"	12'7"	12'7"	13'8"
Max. tilt angle at carry position	G degree	47	47	47	47	45	45	51
Max. tilt angle at fully raised	H degree	63	63	63	63	65	65	58
Max. tilt angle on ground	I degree	41	41	41	41	43	43	45
Max. dump angle at fully raised	M degree	49	49	49	49	49	49	48
Width at tyres	mm	2,374	2,460	2,374	2,460	2,460	2,460	2,460
	ft in	7'9"	8'1"	7'9"	8'1"	8'1"	8'1"	8'1"
Ground clearance	mm	380	445	380	445	445	445	445
	ft in	1'3"	1'6"	1'3"	1'6"	1'6"	1'6"	1'6"
Overall length	mm	7,261	7,285	7,166	7,190	7,417	7,322	7,587
	ft in	23'10"	23'11"	23'6"	23'7"	24'4"	24'	24'10"
Overall height	mm	3,175	3,240	3,175	3,240	3,240	3,240	3,240
	ft in	10'5"	10'8"	10'5"	10'8"	10'8"	10'8"	10'8"
Tyre size		17.5-25-12PR(L2)	20.5R25 VKT(L2)	17.5-25-12PR(L2)	20.5R25 VKT(L2)	20.5R25 VKT(L2)	20.5R25 VKT(L2)	20.5R25 VKT(L2)
Operating weight	kg	11,300	11,645	11,381	11,726	11,985	12,066	11,940
	lb	24,912	25,673	25,091	25,851	26,422	26,601	26,323

¹⁾ Measured to the tip of the bucket teeth or bolt-on edges.

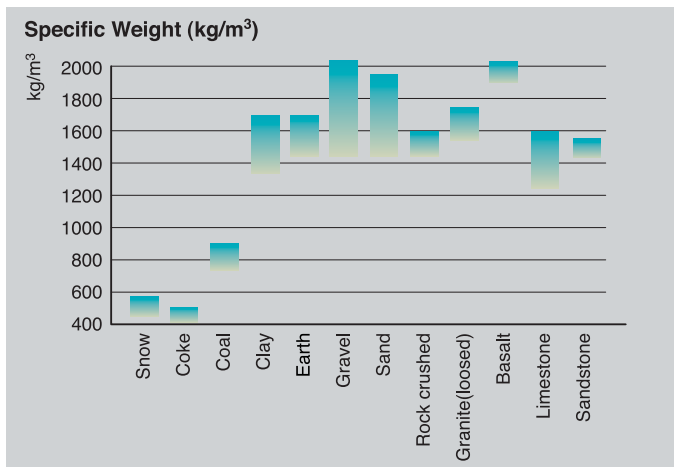
DL200TC Bucket

Loader type		Parallel (DL200TC)			
Bucket mount		PIN ON	PIN ON	QC ON	QC ON
Configuration	Unit	Teeth (BOT)	Bolt-on edges (BOC)	Teeth (BOT)	Bolt-on edges (BOC)
Capacity heaped ISO/SAE	m ³	1.9	2.0	1.9	2.0
	yd ³	2.5	2.6	2.5	2.6
Bucket width	mm	2,550	2,550	2,550	2,550
	ft in	8'4"	8'4"	8'4"	8'4"
Breakout force	ton	10.5	10.5	10.0	10.0
	lbf	23,149	23,149	22,046	22,046
Static tipping load (at straight)	kgf	8,660	8,579	8,459	8,375
	lb	19,092	18,913	18,649	18,464
Static tipping load (at 40°)	kgf	7,450	7,381	7,280	7,200
	lb	16,424	16,272	16,050	15,873
Dump height (at 45°) ¹⁾ (at fully raised)	mm	2,650	2,719	2,527	2,596
	ft in	8'8"	8'11"	8'3"	8'6"
Dump reach (at 45°) ¹⁾ (at fully raised)	mm	990	930	1,106	1,045
	ft in	3'3"	3'1"	3'7"	3'5"
Digging depth	mm	98	98	90	90
	ft in	4"	4"	4"	4"
Height at bucket pivot point	mm	3,813	3,813	3,813	3,813
	ft in	12'6"	12'6"	12'6"	12'6"
Max. tilt angle at carry position	G degree	45	45	44	44
Max. tilt angle at fully raised	H degree	51	51	51	51
Max. tilt angle on ground	I degree	44	44	43	43
Max. dump angle at fully raised	M degree	46	46	46	46
Width at tyres	mm	2,460	2,460	2,460	2,460
	ft in	8'1"	8'1"	8'1"	8'1"
Ground clearance	mm	445	445	445	445
	ft in	1'6"	1'6"	1'6"	1'6"
Overall length	mm	7,335	7,240	7,393	7,298
	ft in	24'1"	23'9"	24'3"	24'3"
Overall height	mm	3,240	3,240	3,240	3,240
	ft in	10'8"	10'8"	10'8"	10'8"
Tyre size		20.5R25	20.5R25	20.5R25	20.5R25
		VKT(L2)	VKT(L2)	VKT(L2)	VKT(L2)
Operating weight	kg	11,580	11,661	11,880	11,961
	lb	25,530	25,708	26,191	26,369

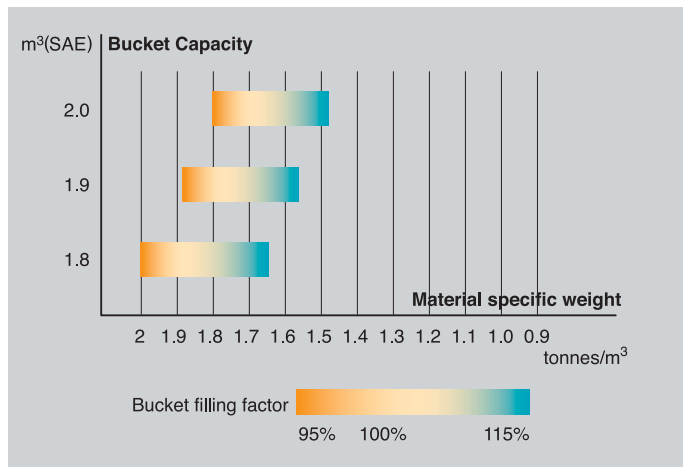
¹⁾ Measured to the tip of the bucket teeth or bolt-on edges.

DL200 / DL200TC Fork

Loader type				Z-bar (DL200)		Parallel (DL200TC)			
Fork mount				PIN ON		QC ON			
Configuration	Unit	Pallet Fork		Pallet Fork		Pallet Fork			
		Reach, Fully Raised	A	mm	635	875	940	ft in	2'1"
Fork Height, Fully Raised	B	mm	3,663	3,562	3,500	ft in	12'	11'8"	11'6"
Maximum Reach, Fork Level	C	mm	1,415	1,655	1,700	ft in	4'8"	5'2"	5'7"
Fork Height, Maximum Reach	D	mm	1,838	1,737	1,704	ft in	6'	5'8"	5'7"
Reach, Ground Level	E	mm	698	1,022	1,100	ft in	2'3"	3'4"	3'7"
Depth below Ground	F	mm	-	26	38	ft in	-	1"	2"
Static tipping load (straight)		kgf	6,560	5,903	6,491	lb	14,462	13,014	14,310
Static tipping load (at 40°)		kgf	5,590	4,940	5,540	lb	12,324	10,891	12,214
Tine Length	G	mm	1,260	1,260	1,260	ft in	4'2"	4'2"	4'2"
Overall Length	H	mm	7,275	7,600	7,670	ft in	23'10"	24'11"	25'2"
Operating Weight		kgf	11,395	11,730	11,580	lb	25,122	25,860	25,529



The specific weight of material largely depends on moisture rate, compacting value, percentage of various components etc... This chart is given only for information.

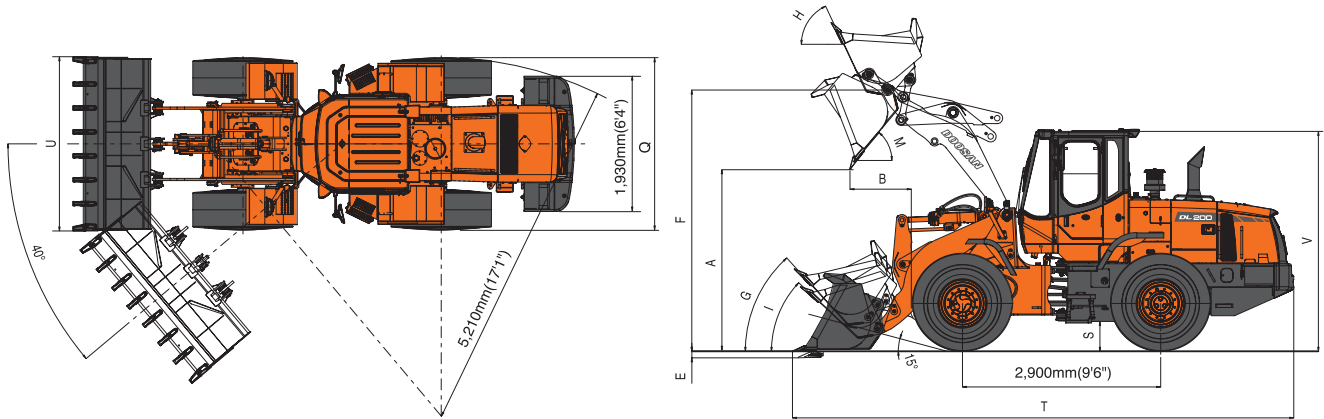


The Bucket filling factor depends also of the nature of material, the working conditions and the operator ability.

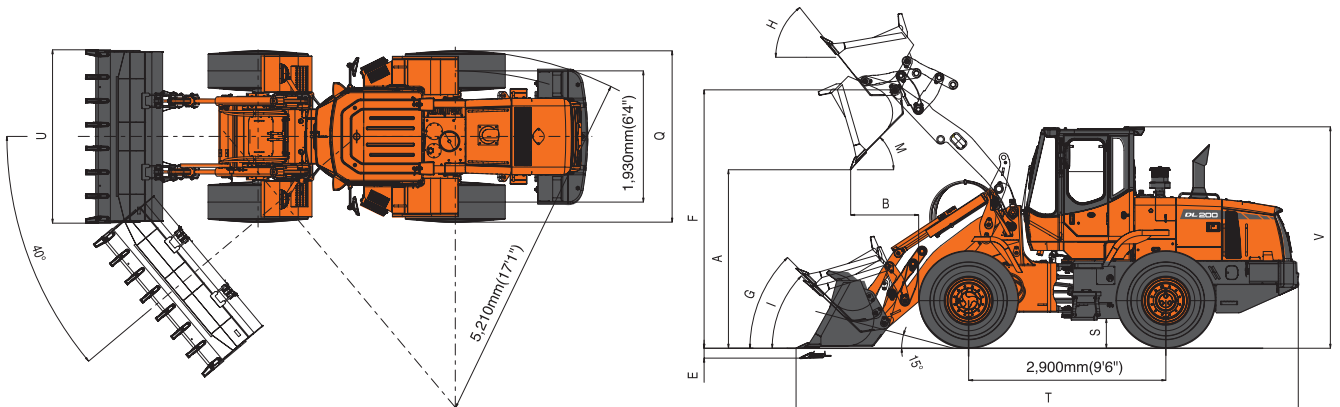
DIMENSIONS

DL200

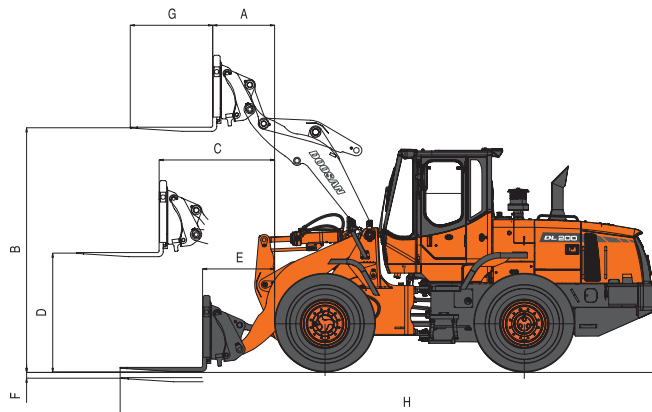
* Z-bar Linkage Bucket

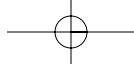


* Parallel Linkage Bucket



* Pallet Fork





Seoul Office :
 Doosan Tower 27th FL. 18-12, Euljiro-6 Ga,
 Jung-Gu, Seoul, Korea 100-730
 Tel : +82-2-3398-8114
 Fax : +82-2-3398-8117
www.doosaninfracore.com

Doosan Infracore Europe S.A.
 1A, Rue Achille Degrace, 7080 Frameries, Belgium
 Tel : +32-65-61-3230 Fax : +32-65-67-7338

Doosan Infracore U.K., Ltd.
 Doosan House, Unit 6, 3 Heol Y Gamlas, Parc Nantgarw, Nantgarw,
 Cardiff. CF15 7QU, U.K.
 Tel : +44-1443-84-2273 Fax : +44-1443-84-1933

Doosan Infracore Europe S.A. Gernay
 Heinrich-von- Stephan str. 2 40764 Langenfeld, Germany
 Tel : +49-2173-2035-210 Fax : +49-2173-2035-219

Doosan Infracore France
 ZAC de La Clef Saint Pierre - Buroplus 2 1A Avenue Jean d'Alembert
 78990 Elancourt, France
 Tel : +33-(0)1-30-16-21-41 Fax : +33-(0)1-30-16-21-44

Doosan Infracore America Corporation
 2905 Shawnee Industrial Way, Suwanee, Georgia 30024, U. S. A
 Tel : +1-770-831-2200 Fax : +1-770-831-0480


Doosan Infracore China Co., Ltd.
 #28, Wuzhishan Road, Eco. & Tech, Development Zone,
 Yantai, Shandong, China
 Tel : +86-535-638-2000 Fax : +86-535-638-2004

Doosan Infracore South Africa (PTY) LTD.
 60C Electron Road, Isando 1600, Johannesburg, South Africa
 Tel : 27-11-974-2095 Fax : 27-11-974-2778

Doosan Infracore Middle East Center (Dubai)
 P.O.Box 183127, Al-Serkal Building, Air Port Road, Dubai, U.A.E
 Tel : +971-4-295-2781~2 Fax: +971-4-295-2783

Doosan Infracore Latinamerica oficina (Colombia)
 Diagonal 127A No. 17-34, oficina 302 Bogota, Colombia
 Tel : +571-216-1655 Fax: +571-648-7700

Doosan Infracore India Liaison Office
 402, A-wing, Business Square, Andheri-Kurla Road, Andheri(East),
 Mumbai - 400093
 Tel : +91-22-4030-6501 Fax: +91-22-4030-6599



PBP D200W000 0710

The illustrations do not necessary show the product in standard version.
 All products and equipment are not available in all markets.
 Materials and specifications are subject to change without prior notice.

